

Star Formation

Q & A Session 16.06.2020

The Initial Mass Function

The Salpeter law

Assume the Salpeter equation describes stars formed in a cluster with masses between M_l and $M_u \gg M_l$. Write down and solve the integrals that give

1. the number of stars
2. their total mass
3. the total luminosity assuming $L = L_\odot (M/M_\odot)^{3.5}$

Explain why the number and mass of stars depend mainly on the mass M_l of the smallest stars, while the luminosity depends on M_u , the mass of the largest stars.

$$\frac{dn}{dm} = \xi(m) = \xi_0 M^{-2.35} \quad (1)$$

In[289]:= `Integrate[M-2.35, {M, 0, ∞}]`

... `Integrate`: Integral of $\frac{1}{M^{2.35}}$ does not converge on $\{0, \infty\}$.

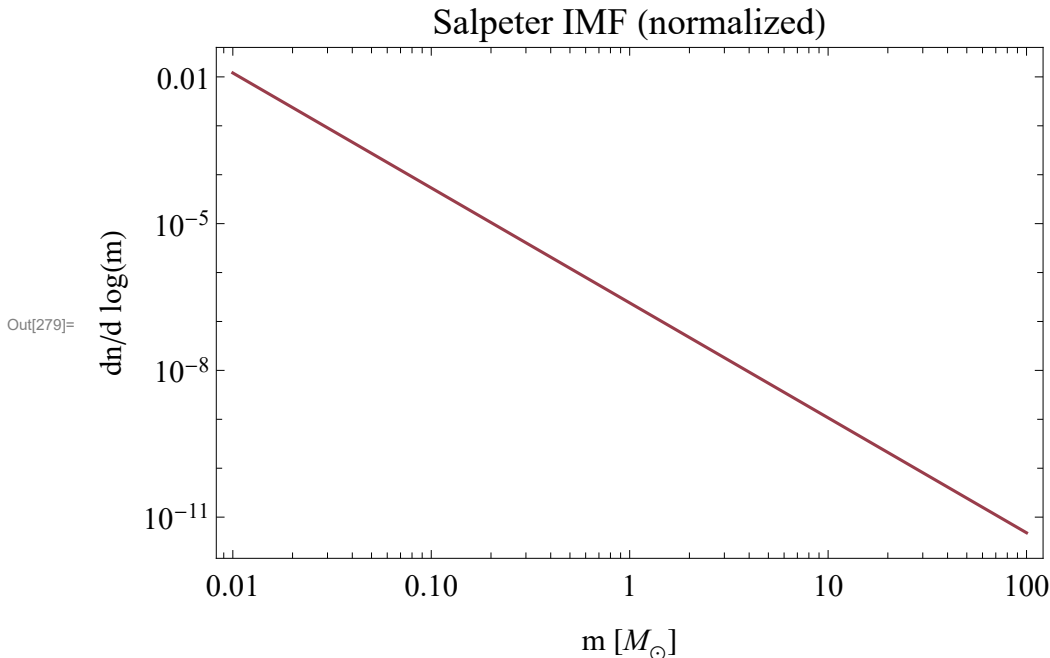
Out[289]= $\int_0^\infty \frac{1}{M^{2.35}} dM$

In[273]:=

`salpeter[m_, ξ0_ : 1] := ξ0 m-2.35`

```
In[278]:= Ainv = NIntegrate[salpeter[m], {m, 10-5, 1000}]
Plot[salpeter[m, Ainv-1], {m, 10-2, 100},
  ScalingFunctions -> {"Log", "Log"}, FrameLabel -> {"m [M☉]", "dn/d log(m)"},
  BaseStyle -> {FontSize -> 16, FontFamily -> "Times New Roman"},
  PlotLabel -> "Salpeter IMF (normalized)"]
```

Out[278]= 4.16549×10^6



1) number of stars

```
In[257]:= Integrate[ξ0 M-2.35, {M, M1, Mu}, GenerateConditions -> False]
```

Out[257]= $\left(\frac{0.740741}{M_1^{1.35}} - \frac{0.740741}{M_u^{1.35}} \right) \xi_0$

$$\int \xi(M) dM = \int_{M_1}^{M_u} \xi_0 M^{-2.35} dM = \left(\frac{0.740741}{M_1^{1.35}} - \frac{0.740741}{M_u^{1.35}} \right) \xi_0 \quad (2)$$

2) mass: We'll need to multiply the integrated function by the mass of the star, to convert our expression for the number of stars into an expression for the sum of their masses.

$$\int \xi(M) M dM = \int_{M_1}^{M_u} \xi_0 M M^{-2.35} dM = \int_{M_1}^{M_u} \xi_0 M^{-1.35} dM = \left(\frac{2.85714}{M_1^{0.35}} - \frac{2.85714}{M_u^{0.35}} \right) \xi_0 \quad (3)$$

```
In[255]:= Integrate[ξ0 M-1.35, {M, M1, Mu}, GenerateConditions -> False]
```

Out[255]= $\left(\frac{2.85714}{M_1^{0.35}} - \frac{2.85714}{M_u^{0.35}} \right) \xi_0$

The average stellar mass is

$$\frac{\int \xi(M) M dM}{\int \xi(M) dM} = \langle M \rangle \quad (4)$$

```
In[281]:= Integrate[ $\xi_0 M^{-1.35}$ , {M, 0.1, 100}, GenerateConditions -> False]
Integrate[ $\xi_0 M^{-2.35}$ , {M, 0.1, 100}, GenerateConditions -> False]
Out[281]= 0.351369
```

This number depends on the limits of integration

```
In[291]:= Integrate[ $\xi_0 M^{-1.35}$ , {M, 0.05, 1000}, GenerateConditions -> False]
Integrate[ $\xi_0 M^{-2.35}$ , {M, 0.05, 1000}, GenerateConditions -> False]
Out[291]= 0.186834
```

c) luminosity: we use $L \propto L_{\odot} (M/M_{\odot})^{3.5}$, so

$$\int \xi(M) L(M) dM = \int_{M_l}^{M_u} \xi_0 L_{\odot} M^{3.5} M^{-2.35} dM = \int_{M_l}^{M_u} \xi_0 L_{\odot} M^{1.15} dM = L_{\odot} \left(-0.465116 M_l^{2.15} + 0.465116 M_u^{2.15} \right) \xi_0 \quad (5)$$

```
In[258]:= Integrate[ $\xi_0 L_{\odot} M^{1.15}$ , {M, M_l, M_u}, GenerateConditions -> False]
Out[258]=  $L_{\odot} \left( -0.465116 M_l^{2.15} + 0.465116 M_u^{2.15} \right) \xi_0$ 
```

The expressions for the number and mass have negative exponents on the mass limits, so the result will be dominated by the *smaller* number, M_l , rather than M_u . However, the luminosity expression has positive exponents on the masses, so the larger M_u dominates.

The average luminosity is

$$\frac{\int \xi(M) L(M) dM}{\int \xi(M) dM} = \langle L \rangle \quad (6)$$

```
In[287]:= Integrate[ $\xi_0 L_{\odot} M^{3.5} M^{-2.35}$ , {M, 0.1, 100}, GenerateConditions -> False]
Integrate[ $\xi_0 M^{-2.35}$ , {M, 0.1, 100}, GenerateConditions -> False]
Out[287]= 559.672 L_{\odot}
```

```
In[296]:= Integrate[ $\xi_0 L_{\odot} M^{3.5} M^{-2.35}$ , {M, 0.1, 1000}, GenerateConditions -> False]
Integrate[ $\xi_0 M^{-2.35}$ , {M, 0.1, 1000}, GenerateConditions -> False]
Out[296]= 79049.1 L_{\odot}
```

Taking $M_l = 0.3 M_{\odot}$ and $M_u \gg 5 M_{\odot}$, show that only 2.2% of all stars have $M > 5 M_{\odot}$, while these account for 37% of the mass

```
In[259]:= NumAllStars = Integrate[ $\xi_0 M^{-2.35}$ , {M, 0.3, 100000}, GenerateConditions -> False]
Out[259]= 3.76316  $\xi_0$ 
```

```
In[260]:= NumMLarger5Stars = Integrate[ $\xi_0 M^{-2.35}$ , {M, 5, 100000}, GenerateConditions -> False]
Out[260]= 0.0843444  $\xi_0$ 
```

```
In[261]:= NumMLarger5Stars
NumAllStars
Out[261]= 0.0224132
```

```
In[262]:= MassAllStars = Integrate[ $\xi_0 M^{-1.35}$ , {M, 0.3, 100000}, GenerateConditions → False]
```

```
Out[262]:= 4.3037  $\xi_0$ 
```

```
In[263]:= MassMLarger5Stars = Integrate[ $\xi_0 M^{-1.35}$ , {M, 5, 100000}, GenerateConditions → False]
```

```
Out[263]:= 1.57584  $\xi_0$ 
```

```
In[264]:=  $\frac{\text{MassMLarger5Stars}}{\text{MassAllStars}}$ 
```

```
Out[264]:= 0.366158
```

Thus the total mass of the high-mass stars is ~ 0.37 of the total cluster stellar mass.

The Pleiades cluster has $M \sim 800 M_\odot$ show that it has about 700 stars.

Knowing the total mass we can derive the normalization constant ξ_0

```
In[267]:= AllMassPleiades = Integrate[ $\xi_0 M^{-1.35}$ , {M, 0.3, 100000}, GenerateConditions → False]
```

```
Out[267]:= 4.3037  $\xi_0$ 
```

```
In[268]:= Solve[AllMassPleiades == 800,  $\xi_0$ ]
```

```
Out[268]:= {{ $\xi_0 \rightarrow 185.886$ }}
```

Inserting in the number of stars integral:

```
In[269]:= Integrate[ $\xi_0 M^{-2.35}$ , {M, 0.3, 100000}, GenerateConditions → False] /. %[[1]]
```

```
Out[269]:= 699.52
```

Taking $M_u = 10 M_\odot$ show that the few stars with $M > 5 M_\odot$ contribute nearly 80% of the light.

```
In[270]:= totalLight = Integrate[ $\xi_0 L_0 M^{1.15}$ , {M, 0.3, 10}, GenerateConditions → False]
```

```
Out[270]:= 65.6645  $L_0 \xi_0$ 
```

```
In[271]:= heavyStarLight = Integrate[ $\xi_0 L_0 M^{1.15}$ , {M, 5, 10}, GenerateConditions → False]
```

```
Out[271]:= 50.8965  $L_0 \xi_0$ 
```

```
In[272]:=  $\frac{\text{heavyStarLight}}{\text{totalLight}}$ 
```

```
Out[272]:= 0.7751
```

so about 78% of all the stellar light comes from massive stars with $M > 5 M_\odot$

The Origin of Brown Dwarfs

For the purposes of this problem, we will define a brown dwarf as any object whose mass is below $M_{\text{BD}} = 0.075 M_\odot$, the hydrogen burning limit. We would like to know if these could plausibly be produced via turbulent fragmentation, as appears to be the case for stars.

a) Brown Dwarf fraction

For a Chabrier (2005) IMF (see Chapter 2, equation 2.3), compute the fraction f_{BD} of the total mass of stars produced that are brown dwarfs.

The Chabrier IMF is

$$\frac{dn}{d \log m} = \xi(m) = \begin{cases} A \exp\left[-\frac{(\log m - \log m_c)^2}{2\sigma^2}\right], & m < 1.0 M_\odot \\ B (m / M_\odot)^{-x}, & m > 1.0 M_\odot \end{cases} \quad (7)$$

where $m_c = 0.22 M_\odot$, $\sigma = 0.57$, $x = 1.3$, A is a normalization constant, and the fact that $\xi(m)$ is continuous at $m = 1 M_\odot$ implies that

$$B = A \exp\left[-\frac{\log(m_c / M_\odot)^2}{2\sigma^2}\right] \quad (8)$$

```
In[297]:= chabrier[m_, A_ : 1, B_ : 1] := Piecewise[{{A Exp[-(Log10[m] - Log10[0.22])^2 / (2 * 0.57^2)], m <= 1.},
{B Exp[-(Log10[0.22])^2 / (2 * 0.57^2)] (m)^-1.3, m > 1.}}
```

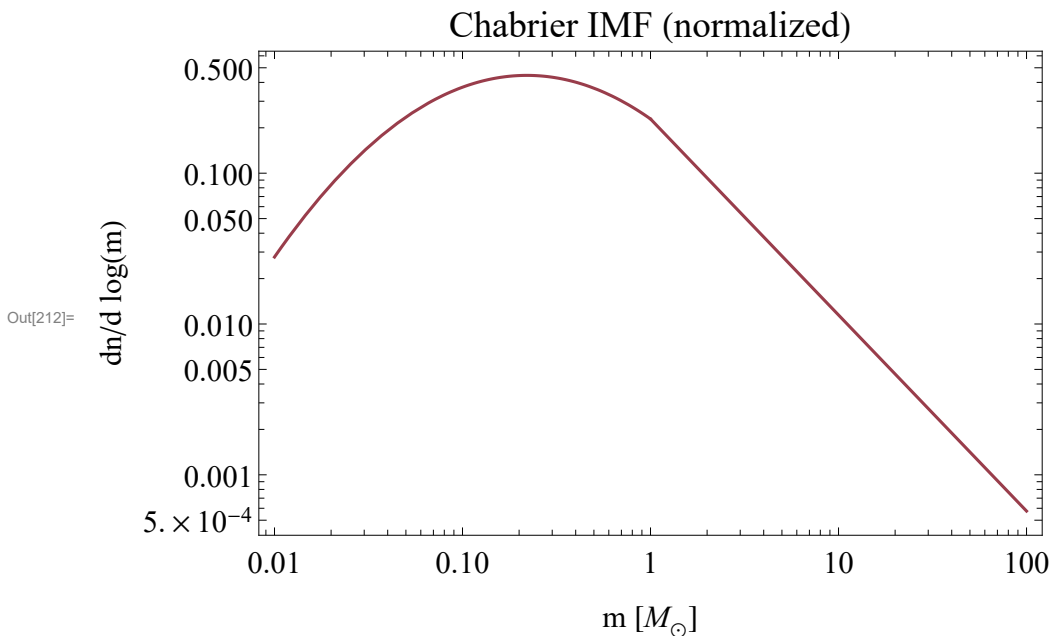
Let's look at the normalization constant first:

```
In[209]:= Ainv = NIntegrate[chabrier[m], {m, 10^-5, 1000}]
```

```
Out[209]= 2.24601
```

```
In[210]:= NIntegrate[chabrier[m, Ainv^-1], {m, 10^-5, 1000}]
```

```
Out[210]= 1.
```



To compute the fraction of mass in brown dwarfs, $m < m_{BD} = 0.075 M_\odot$ we simply evaluate the integral of $\xi(m)$ over all masses below m_{BD} and divide by the integral over all masses, i.e.

$$f_{bd} = \frac{\int_{m_{min}}^{m_{BD}} \xi(m) dm}{\int_{m_{min}}^{m_{max}} \xi(m) dm} \quad (9)$$

Note that we want to integrate with respect to m and not $\log(m)$, because

$$\int \frac{dn}{d \log m} dm \propto \int \frac{dn}{dm} m dm \quad (10)$$

is the mass, which is what we want. The integrals can be evaluated analytically in terms of error

functions, but it is more convenient just to evaluate them numerically from this point.

```
In[213]:= Integrate[chabrier[m, Ainv-1], m]
Out[213]= ∫ ( { 0.445235 e-1.53894 (0.657577 + Log[m]/Log[10])2 m ≤ 1.
              0.22887 / m1.3 m > 1.
              0 True } ) dm
```

Using $m_{\min} = 0$ and $m_{\max} = 120 M_{\odot}$

```
In[216]:= int1 = Integrate[chabrier[m, Ainv-1], {m, 0, 0.075}]
```

```
Out[216]= 0.0125714
```

```
In[217]:= int2 = Integrate[chabrier[m, Ainv-1], {m, 0, 120}]
```

```
Out[217]= 0.914612
```

```
In[218]:= fBD = int1 / int2
```

```
Out[218]= 0.013745
```

b) Minimum density

In order to collapse the brown dwarf must exceed the Bonnor-Ebert mass. Consider a molecular cloud of temperature 10 K. Compute the minimum ambient density n_{\min} that a region of the cloud must have in order for the thermal pressure to be such that the Bonnor-Ebert mass is less than the brown dwarf mass.

The Bonnor-Ebert mass is

$$M_{\text{BE}} = 1.18 \frac{c_s^4}{\sqrt{G^3 P}} = 1.18 \frac{c_s^3}{\sqrt{G^3 \rho}} \quad (11)$$

where we have used $P = \rho c_s^2$. Rearranging for ρ , we have

$$\rho = \frac{(1.18 c_s^3)^2}{G^3 M_{\text{BE}}^2} \quad (12)$$

Evaluating this for a gas with $\mu = 3.9 \times 10^{-24} \text{ g cm}^{-3}$, we have

$$c_s = \sqrt{k_B T / \mu} = \sqrt{1.38 \times 10^{-16} \frac{10}{3.9 \times 10^{-24}}} = 18810.8 \text{ cm s}^{-1}, \text{ or } 0.19 \text{ km s}^{-1}.$$

Inserting $0.075 M_{\odot}$ as M_{BE} we find for ρ

$$\rho = \frac{(1.18 c_s^3)^2}{G^3 M_{\text{BE}}^2} = \frac{(1.18 \times 18810.8^3)^2}{(6.67 \times 10^{-8})^3 (0.075 \times 2 \times 10^{33})^2} = 9.23948 \times 10^{-18} \text{ g cm}^{-3} \quad (13)$$

This corresponds to $n_{\min} = \rho / \mu = \frac{9.23948 \times 10^{-18}}{3.9 \times 10^{-24}} = 2.3691 \times 10^6 \text{ cm}^{-3}$

```
In[227]:= nmin = 2.3690969076202386 * ^6;
```

c) The cluster IC348

Assume the cloud has a lognormal density distribution; the mean density is \bar{n} and the Mach number is \mathcal{M} . Plot a curve in the (n, \mathcal{M}) plane along which the fraction of the mass at densities above n_{\min} is equal to f_{BD} . Does the gas cloud that formed the cluster IC 348 ($n \approx 5 \times 10^4 \text{ cm}^{-3}$, $\mathcal{M} \approx 7$) fall into

the part of the plot where the mass fraction is below or above f_{BD} ?

First we want to derive an expression for the fraction of the mass above a given density. For a lognormal mass distribution,

$$\frac{dP}{dx} = \frac{1}{\sqrt{2\pi}\sigma^2} \exp\left[-\frac{(x-\bar{x})^2}{2\sigma_x^2}\right] \quad (14)$$

where $x = \ln(\rho/\bar{\rho})$, we can obtain this by integrating

$$f(>x_0) = \int_{x_0}^{\infty} \frac{dP}{dx} dx = \int_{x_0}^{\infty} \frac{1}{\sqrt{2\pi}\sigma^2} \exp\left[-\frac{(x-\bar{x})^2}{2\sigma_x^2}\right] dx \quad (15)$$

```
In[226]:= Integrate[ $\frac{1}{\sqrt{2\pi}\sigma^2} \text{Exp}\left[-\frac{(x-x\text{mean})^2}{2\sigma^2}\right]$ , {x, x0, ∞}, GenerateConditions → False]
Out[226]=  $\frac{\frac{1}{\sqrt{\frac{1}{\sigma^2}}} - \sigma \text{Erf}\left[\frac{x_0-x\text{mean}}{\sqrt{2}\sigma}\right]}{2\sqrt{\sigma^2}}$ 
```

Expressed in terms of the complementary error function this is

$$f(>x_0) = \int_{x_0}^{\infty} \frac{dP}{dx} dx = \frac{1}{2} \text{erfc}\left(\frac{x_0-\bar{x}}{\sqrt{2}\sigma}\right) \quad (16)$$

For a lognormal turbulent density distribution, we have $\sigma_x \approx \sqrt{\ln(1+M^2/4)}$ and $\bar{x} = \sigma_x^2/2$. The curve we want is the one defined implicitly by the equation $f(>x_0) = f_{BD}$ with $x_0 = n_{\min}/\bar{n}$. Thus we wish to solve

$$\frac{1}{2} \text{erfc}\left(\frac{\ln(n_{\min}/\bar{n}) - \ln(1+M^2/4)/2}{\sqrt{2\ln(1+M^2/4)}}\right) = f_{bd} \quad (17)$$

For a given \bar{n} we can find the respective M

```
In[242]:= FindRoot[ $\frac{1}{2} \text{Erfc}\left[\frac{\text{Log}[n\text{min}/10^4] - \text{Log}[1+M^2/4]/2}{\sqrt{2\text{Log}[1+M^2/4]}}\right] - f\text{BD}$ , {M, 1}]
```

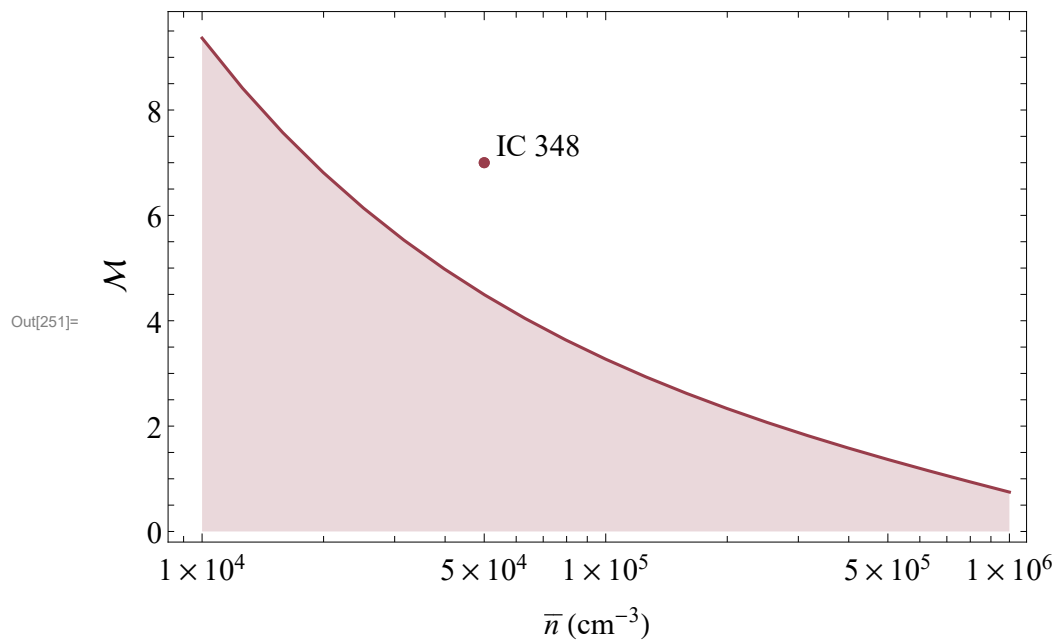
```
Out[242]= {M → 9.365}
```

```
In[243]:= res = Table[
```

```
10nmean, First[FindRoot[ $\frac{1}{2} \text{Erfc}\left[\frac{\text{Log}[n\text{min}/10^{n\text{mean}}] - \text{Log}[1+M^2/4]/2}{\sqrt{2\text{Log}[1+M^2/4]}}\right] - f\text{BD}$ , {M, 1}]]][[
```

```
2]]], {nmean, 4, 6, .1}]
```

```
Out[243]= {{10000., 9.365}, {12589.3, 8.41674}, {15848.9, 7.57089},
{19952.6, 6.81499}, {25118.9, 6.13807}, {31622.8, 5.53052},
{39810.7, 4.98387}, {50118.7, 4.4907}, {63095.7, 4.04442}, {79432.8, 3.63924},
{100000., 3.27003}, {125893., 2.93223}, {158489., 2.62178}, {199526., 2.33504},
{251189., 2.06874}, {316228., 1.81991}, {398107., 1.58582}, {501187., 1.36392},
{630957., 1.1518}, {794328., 0.947104}, {1. × 106, 0.747488}}
```



The shaded region is the region where $f(> x_0) < f_{\text{BD}}$. Clearly IC 348 (shown as the red dot in the figure) falls into the region where the mass fraction large enough to create brown dwarfs is larger than the brown dwarf mass fraction.